















Alliance Theatre

The Hot Wing King

CHANNEL HOOKUP
12/11/2022 10:55:05

B02 - Submittal v2

Mike Wood
Lighting Designer
mike@mikewoodld.com
813-716-1909
<https://www.mikewoodld.com>

CHAN	DIM	CKT	DMX	Instrument Type	LOAD	Purpose	Color	Gobo
1				Martin Mac Ultra Performance	1,225w	MOV - ULTRA ONSTAGE		
2				Martin Mac Ultra Performance	1,225w	MOV - ULTRA ONSTAGE		
3				Martin Mac Ultra Performance	1,225w	MOV - ULTRA ONSTAGE		
4				Martin Mac Ultra Performance	1,225w	MOV - ULTRA ONSTAGE		
5				Martin Mac Ultra Performance	1,225w	MOV - FOH PERF		
6				Martin Mac Ultra Performance	1,225w	MOV - FOH PERF		
11				S4 Revolution	750w	MOV - BALC TEMP		Wheel 1 
12				S4 Revolution	750w	MOV - BALC TEMP		Wheel 1 
13				S4 Revolution	750w	MOV - BALC TEMP		Wheel 1 
21				Martin Aura	680w	MOV - TOP WASH		
22				Martin Aura	680w	MOV - TOP WASH		
23				Martin Aura	680w	MOV - TOP WASH		
24				Martin Aura	680w	MOV - TOP EXT		
25				Martin Aura	680w	MOV - TOP EXT		
26				Martin Aura	680w	MOV - TOP WASH		
27				Martin Aura	680w	MOV - TOP WASH		
28				Martin Aura	680w	MOV - TOP WASH		
29				Martin Aura	680w	MOV - TOP WASH		
30				Martin Aura	680w	MOV - TOP WASH		
31				S4-14° LED Lustr II	158w	FNT - KITCHEN DS	R132	
32				S4-14° LED Lustr II	158w	FNT - KITCHEN DS	R132	
33				S4-14° LED Lustr II	158w	FNT - KITCHEN DS	R132	
34				S4-14° LED Lustr II	158w	FNT - KITCHEN US	R132	
35				S4-14° LED Lustr II	158w	FNT - KITCHEN US	R132	
36				S4-14° LED Lustr II	158w	FNT - KITCHEN US	R132	
41				S4-14° LED Lustr II	158w	FNT - LR DS	R132	
42				S4-14° LED Lustr II	158w	FNT - LR DS	R132	
43				S4-14° LED Lustr II	158w	FNT - LR DS	R132	
44				S4-14° LED Lustr II	158w	FNT - LR US	R132	
45				S4-14° LED Lustr II	158w	FNT - LR US	R132	
46				S4-14° LED Lustr II	158w	FNT - LR US	R132	
47				S4-14° LED Lustr II	158w	FNT - BEDRM	R132	
48				S4-14° LED Lustr II	158w	FNT - BEDRM	R132	
49				S4-14° LED Lustr II	158w	FNT - STAIRS	R132	
50				S4-14° LED Lustr II	158w	FNT - STAIRS	R132	
51				S4-14°	750w	// BX DS KITCH	R302	
52				S4-14°	750w	// BX DS KITCH	R302	
53				S4-14°	750w	// BX DS KITCH	R302	
54				S4-14°	750w	// BX US KITCH	R302	
55				S4-14°	750w	// BX US KITCH	R302	
56				S4-14°	750w	// BX US KITCH	R302	
61				S4-14°	750w	\\ BX DS KITCH	R53	
62				S4-14°	750w	\\ BX DS KITCH	R53	
63				S4-14°	750w	\\ BX DS KITCH	R53	





**Alliance
Theatre**

The Hot Wing King

**CHANNEL HOOKUP
12/11/2022 10:55:05**

B02 - Submittal v2

Mike Wood
Lighting Designer
mike@mikewoodld.com
813-716-1909
<https://www.mikewoodld.com>

CHAN	DIM	CKT	DMX	Instrument Type	LOAD	Purpose	Color	Gobo
64				S4-14°	750w	\\ BX US KITCH	R53	
65				S4-14°	750w	\\ BX US KITCH	R53	
66				S4-14°	750w	\\ BX US KITCH	R53	
67				S4-19°	750w	// BOX LANDING FILL	R53	
71				S4-14°	750w	// BX DS LR	R302	
72				S4-14°	750w	// BX DS LR	R302	
73				S4-14°	750w	// BX DS LR	R302	
74				S4-14°	750w	// BX US LR	R302	
75				S4-14°	750w	// BX US LR	R302	
76				S4-14°	750w	// BX US LR	R302	
77				S4-26°	750w	// BOX LANDING	R302	
78				S4-26°	750w	// BOX LANDING	R302	
79				S4-26°	750w	// BOX LANDING	R302	
80				S4-19°	750w	// BOX LANDING FILL	R302	
81				S4-14°	750w	\\ BX DS LR	R53	
82				S4-14°	750w	\\ BX DS LR	R53	
83				S4-14°	750w	\\ BX DS LR	R53	
84				S4-14°	750w	\\ BX US LR	R53	
85				S4-14°	750w	\\ BX US LR	R53	
86				S4-14°	750w	\\ BX US LR	R53	
87				S4-26°	750w	\\ BOX LANDING	R53	
91				ETC D60 Lustr	161w	TOP	D60 - N OV	
92				ETC D60 Lustr	161w	TOP	D60 - N OV	
93				ETC D60 Lustr	161w	TOP	D60 - N OV	
94				ETC D60 Lustr	161w	TOP	D60 - N OV	
95				ETC D60 Lustr	161w	TOP	D60 - N OV	
96				ETC D60 Lustr	161w	TOP	D60 - N OV	
97				ETC D60 Lustr	161w	TOP	D60 - N OV	
98				ETC D60 Lustr	161w	TOP	D60 - W OV	
99				ETC D60 Lustr	161w	TOP	D60 - N OV	
100				ETC D60 Lustr	161w	TOP	D60 - N OV	
101				ETC D60 Lustr	161w	TOP	D60 - N OV	
102				ETC D60 Lustr	161w	TOP	D60 - N OV	
103				ETC D60 Lustr	161w	TOP	D60 - N OV	
104				ETC D60 Lustr	161w	TOP	D60 - N OV	
105				ETC D60 Lustr	161w	TOP	D60 - N OV	
106				ETC D60 Lustr	161w	TOP	D60 - N OV	
107				ETC D60 Lustr	161w	TOP	D60 - N OV	
108				ETC D60 Lustr	161w	TOP	D60 - N OV	
109				ETC D60 Lustr	161w	TOP	D60 - N OV	
110				ETC D60 Lustr	161w	TOP	D60 - N OV	
111				ETC D60 Lustr	161w	TOP	D60 - N RND	
112				ETC D60 Lustr	161w	TOP	D60 - N RND	
113				ETC D60 Lustr	161w	TOP	D60 - N OV	





**Alliance
Theatre**

The Hot Wing King

**CHANNEL HOOKUP
12/11/2022 10:55:05**

B02 - Submittal v2

Mike Wood
Lighting Designer
mike@mikewoodld.com
813-716-1909
<https://www.mikewoodld.com>

CHAN	DIM	CKT	DMX	Instrument Type	LOAD	Purpose	Color	Gobo
114				ETC D60 Lustr	161w	TOP - HALL	D60 - N RND	
121				S4-36°	750w	TEMP - DS EXT TOP	R3206+R1	G708
122				S4-36°	750w	TEMP - DS EXT TOP	R3206+R1	G708
123				S4-36°	750w	TEMP - DS EXT TOP	R3206+R1	G708
124				S4-36°	750w	TEMP - DS EXT TOP	R3206+R1	G708
125				S4-36°	750w	TEMP - DS EXT TOP	R3206+R1	G708
126				S4-36°	750w	TEMP - DS EXT TOP	R3206+R1	G708
127				S4-36°	750w	TEMP - DS EXT TOP	R3206+R1	G708
131				S4-10°	750w	DS EXT FNT WRM	R02	
132				S4-10°	750w	DS EXT FNT WRM	R02	
133				S4-10°	750w	DS EXT FNT WRM	R02	
134				S4-10°	750w	DS EXT FNT WRM	R02	
135				S4-10°	750w	DS EXT FNT WRM	R02	
136				S4-10°	750w	DS EXT FNT WRM	R02	
137				S4-10°	750w	DS EXT FNT WRM	R02	
141				S4-10°	750w	DS EXT FNT COOL	L201	
142				S4-10°	750w	DS EXT FNT COOL	L201	
143				S4-10°	750w	DS EXT FNT COOL	L201	
144				S4-10°	750w	DS EXT FNT COOL	L201	
145				S4-10°	750w	DS EXT FNT COOL	L201	
146				S4-10°	750w	DS EXT FNT COOL	L201	
147				S4-10°	750w	DS EXT FNT COOL	L201	
151				S4-19°	750w	// LOW BOX LAV	L137+R11	
152				S4-26°	750w	// LOW BOX LAV	L137+R11	
153				S4-26°	750w	// LOW BOX LAV	L137+R11	
154				S4-19°	750w	\\ LOW BOX LAV	L137+R11	
155				S4-26°	750w	\\ LOW BOX LAV	L137+R11	
156				S4-26°	750w	\\ LOW BOX LAV	L137+R11	
161				S4-26°	750w	>> HS KITCH (SINGLE)	R3208+R1	
171				S4-26°	750w	>> HS LR	R3208+R1	
172				S4-26°	750w	>> HS LR	R3208+R1	
173				S4-26°	750w	>> HS LR	R3208+R1	
174				S4-26°	750w	>> HS LR	R3208+R1	
175				S4-26°	750w	>> HS LR	R3208+R1	
176				S4-26°	750w	>> HS LR	R3208+R1	
177				S4-26°	750w	>> HS LANDING	R3208+R1	
181				S4-26°	750w	<< HS LR	R05+R119	
182				S4-26°	750w	<< HS LR	R05+R119	
183				S4-26°	750w	<< HS LR	R05+R119	
184				S4-26°	750w	<< HS LR	R05+R119	
185				S4-26°	750w	<< HS LR	R05+R119	
186				S4-26°	750w	<< HS LR	R05+R119	
191				S4-26°	750w	<< HS KITCH	R05+R119	
192				S4-26°	750w	<< HS KITCH	R05+R119	





Alliance Theatre

The Hot Wing King

CHANNEL HOOKUP
12/11/2022 10:55:05

B02 - Submittal v2

Mike Wood
Lighting Designer
mike@mikewoodld.com
813-716-1909
<https://www.mikewoodld.com>

CHAN	DIM	CKT	DMX	Instrument Type	LOAD	Purpose	Color	Gobo
193				S4-26°	750w	<< HS KITCH	R05+R119	
194				S4-26°	750w	<< HS KITCH	R05+R119	
195				S4-26°	750w	<< HS KITCH	R05+R119	
201				S4-36°	750w	TEMP - BACKS COOL	R3216+R1	G635
202				S4-36°	750w	TEMP - BACKS COOL	R3216+R1	G635
203				S4-36°	750w	TEMP - BACKS COOL	R3216+R1	G635
204				S4-36°	750w	TEMP - BACKS COOL	R3216+R1	G635
205				S4-36°	750w	TEMP - BACKS COOL	R3216+R1	G635
206				S4-36°	750w	TEMP - BACKS WARM	R302+R13	G635
207				S4-36°	750w	TEMP - BACKS WARM	R302+R13	G635
208				S4-36°	750w	TEMP - BACKS WARM	R302+R13	G635
209				S4-36°	750w	TEMP - BACKS WARM	R302+R13	G635
210				S4-36°	750w	TEMP - BACKS WARM	R302+R13	G635
211				S4-19° LED Lustr II	171w	<< COLOR FILL DS	R132	
212				S4-19° LED Lustr II	171w	<< COLOR FILL DS	R132	
213				S4-26° LED Lustr II	171w	<< COLOR FILL DS	R132	
214				S4-36° LED Lustr II	171w	<< COLOR FILL DS	R132	
215				S4-36° LED Lustr II	171w	<< COLOR FILL DS	R132	
216				S4-19° LED Lustr II	171w	<< COLOR FILL US	R132	
217				S4-19° LED Lustr II	171w	<< COLOR FILL US	R132	
218				S4-26° LED Lustr II	171w	<< COLOR FILL US	R132	
219				S4-36° LED Lustr II	171w	<< COLOR FILL US	R132	
220				S4-36° LED Lustr II	171w	<< COLOR FILL US	R132	
221				S4-19° LED Lustr II	171w	<< MS LAD FILL COLOR	R132	
222				S4-19° LED Lustr II	171w	<< MS LAD FILL COLOR	R132	
223				S4-19° LED Lustr II	171w	<< MS LAD FILL COLOR	R132	
231				S4-36° LED Lustr II	171w	> EXT WALL TEMP	R132	G579
232				S4-26° LED Lustr II	171w	> EXT WALL TEMP	R132	G579
241				ETC D60 Lustr	161w	<< D60 LADDER	D60 - M OV	
242				ETC D60 Lustr	161w	<< D60 LADDER	D60 - M OV	
243				ETC D60 Lustr	161w	>> D60 LADDER	D60 - M OV	
244				ETC D60 Lustr	161w	>> D60 LADDER	D60 - M OV	
251				S4-19°	750w	<< LR FILL	R3206	
252				S4-19°	750w	<< LR FILL	R3206	
253				S4-19°	750w	<< LR FILL	R3206	
261				S4 PAR WFL	750w	<< THRU WINDOW WARM	R112	
261				S4 PAR WFL	750w	<< THRU WINDOW WARM	R112	
262				S4 PAR WFL	750w	<< THRU WINDOW WARM	R112	
262				S4 PAR WFL	750w	<< THRU WINDOW WARM	R112	
263				S4 PAR WFL	750w	<< THRU WINDOW WARM	R112	
263				S4 PAR WFL	750w	<< THRU WINDOW WARM	R112	
264				S4 PAR NSP	750w	>> THRU WINDOW WARM	R112	
265				S4 PAR NSP	750w	>> THRU WINDOW WARM	R112	
266				S4 PAR NSP	750w	>> THRU WINDOW WARM	R112	





Alliance Theatre

The Hot Wing King

CHANNEL HOOKUP
12/11/2022 10:55:05

B02 - Submittal v2

Mike Wood
Lighting Designer
mike@mikewoodld.com
813-716-1909
<https://www.mikewoodld.com>

CHAN	DIM	CKT	DMX	Instrument Type	LOAD	Purpose	Color	Gobo
271				S4 PAR WFL	750w	<< THRU WINDOW COOL	R3220+R1	
272				S4 PAR WFL	750w	<< THRU WINDOW COOL	R3220+R1	
273				S4 PAR WFL	750w	<< THRU WINDOW COOL	R3220+R1	
274				S4 PAR NSP	750w	>> THRU WINDOW COOL	R3220+R1	
275				S4 PAR NSP	750w	>> THRU WINDOW COOL	R3220+R1	
281				S4-36°	750w	>> LOW FILL	R119	
282				S4-36°	750w	>> LOW FILL	R119	
283				S4-36°	750w	>> LOW FILL	R3206+R1	
284				S4-36°	750w	>> LOW FILL	R3206+R1	
287				S4-36°	750w	< WINDOW TEMP DS	N/C	G758
288				S4-36°	750w	< WINDOW TEMP DS	N/C	G758
289				S4-36°	750w	< WINDOW TEMP MS	N/C	G758
291				S4-19°	750w	>> LANDING WINDOW	R3216	G203
301				S4-36°	750w	TEMP - EXT TOP	R3206+R1	G708
302				S4-36°	750w	TEMP - EXT TOP	R3206+R1	G708
303				S4-36°	750w	TEMP - EXT TOP	R3206+R1	G708
304				S4-36°	750w	TEMP - EXT TOP	R3206+R1	G708
305				S4-36°	750w	TEMP - EXT TOP	R3206+R1	G708
306				S4-36°	750w	TEMP - EXT TOP	R3206+R1	G708
307				S4-36°	750w	TEMP - EXT TOP	R3206+R1	G708
308				S4-36°	750w	TEMP - EXT TOP	R3206+R1	G708
309				S4-36°	750w	TEMP - EXT TOP	R3206+R1	G708
311				S4-36°	750w	>> HS EXT COOL	R3204+R1	
312				S4-26°	750w	>> HS EXT COOL	R3204+R1	
313				S4-26°	750w	>> HS EXT COOL	R3204+R1	
314				S4-36°	750w	>> HS EXT COOL	R3204+R1	
315				S4-26°	750w	>> HS EXT COOL	R3204+R1	
316				S4-26°	750w	>> HS EXT COOL	R3204+R1	
317				S4-36°	750w	>> HS EXT COOL	R3204+R1	
318				S4-26°	750w	>> HS EXT COOL	R3204+R1	
319				S4-26°	750w	>> HS EXT COOL	R3204+R1	
321				S4-26°	750w	<< HS EXT WARM	R3203+R1	
322				S4-26°	750w	<< HS EXT WARM	R3203+R1	
323				S4-26°	750w	<< HS EXT WARM	R3203+R1	
324				S4-26°	750w	<< HS EXT WARM	R3203+R1	
325				S4-26°	750w	<< HS EXT WARM	R3203+R1	
326				S4-26°	750w	<< HS EXT WARM	R3203+R1	
327				S4-26°	750w	<< HS EXT WARM	R3203+R1	
328				S4-26°	750w	<< HS EXT WARM	R3203+R1	
329				S4-26°	750w	<< HS EXT WARM	R3203+R1	
331				S4-36°	750w	TEMP - HEDGE ROW DAY	R302+R13	G579
332				S4-36°	750w	TEMP - HEDGE ROW DAY	R302+R13	G579
333				S4-36°	750w	TEMP - HEDGE ROW DAY	R302+R13	G579
334				S4-36°	750w	TEMP - HEDGE ROW DAY	R302+R13	G579





Alliance Theatre

The Hot Wing King

CHANNEL HOOKUP
12/11/2022 10:55:05

B02 - Submittal v2

Mike Wood
Lighting Designer
mike@mikewoodld.com
813-716-1909
<https://www.mikewoodld.com>

CHAN	DIM	CKT	DMX	Instrument Type	LOAD	Purpose	Color	Gobo
335				S4-36°	750w	TEMP - HEDGE ROW DAY	R302+R13	G579
341				S4-36°	750w	TEMP - HEDGE ROW NIGHT	G847+R13	G579
342				S4-36°	750w	TEMP - HEDGE ROW NIGHT	G847+R13	G579
343				S4-36°	750w	TEMP - HEDGE ROW NIGHT	G847+R13	G579
344				S4-36°	750w	TEMP - HEDGE ROW NIGHT	G847+R13	G579
345				S4-36°	750w	TEMP - HEDGE ROW NIGHT	G847+R13	G579
351				S4-36°	750w	TEMP - FENCE SCRAPE	R3208	G658
352				S4-36°	750w	TEMP - FENCE SCRAPE	R3208	G658
353				S4-36°	750w	TEMP - FENCE SCRAPE	R3208	G658
354				S4-36°	750w	TEMP - FENCE SCRAPE	R3208	G658
355				S4-36°	750w	TEMP - FENCE SCRAPE	R3208	G658
361				S4-36°	750w	TEMP - EXT WALL	R132	G579
362				S4-36°	750w	TEMP - EXT WALL	R132	G579
371				S4-26°	750w	TEMP - HOOP	R132	R77502
381				S4-36°	750w	TEMP >> EXT LANE	R3206+R1	R77764
382				S4-26°	750w	TEMP >> EXT LANE	R3206+R1	R77764
383				S4-19°	750w	TEMP >> EXT LANE	R3206+R1	R77764
384				S4-19°	750w	TEMP << EXT LANE	R3206+R1	R77764
385				S4-26°	750w	TEMP << EXT LANE	R3206+R1	R77764
386				S4-36°	750w	TEMP << EXT LANE	R3206+R1	R77764
391				S4-36°	750w	>> EXT FILL	L201	
392				S4-26°	750w	>> EXT FILL	L201	
393				S4-19°	750w	>> EXT FILL	L201	
394				S4-19°	750w	<< EXT FILL	L201	
395				S4-26°	750w	<< EXT FILL	L201	
396				S4-36°	750w	<< EXT FILL	L201	
401				ChromaQ Colorforce II 72	800w	DROP TOP	CYC LENS	
402				ChromaQ Colorforce II 72	800w	DROP TOP	CYC LENS	
403				ChromaQ Colorforce II 72	800w	DROP TOP	CYC LENS	
404				ChromaQ Colorforce II 72	800w	DROP TOP	CYC LENS	
405				ChromaQ Colorforce II 72	800w	DROP TOP	CYC LENS	
411				ChromaQ Colorforce II 72	800w	DROP BOT	CYC LENS	
412				ChromaQ Colorforce II 72	800w	DROP BOT	CYC LENS	
413				ChromaQ Colorforce II 72	800w	DROP BOT	CYC LENS	
414				ChromaQ Colorforce II 72	800w	DROP BOT	CYC LENS	
415				ChromaQ Colorforce II 72	800w	DROP BOT	CYC LENS	
421				S4-50°	750w	TEMP - CLOUDS	R3206+R1	CLOUDS
422				S4-50°	750w	TEMP - CLOUDS	R3206+R1	CLOUDS
423				S4-50°	750w	TEMP - CLOUDS	R3206+R1	CLOUDS
424				S4-50°	750w	TEMP - CLOUDS	R3206+R1	CLOUDS
425				S4-50°	750w	TEMP - CLOUDS	R3206+R1	CLOUDS
426				S4-50°	750w	TEMP - CLOUDS	R3206+R1	CLOUDS
431				ETC D60 Lustr	161w	SKY BACK	D60 - M OV	
432				ETC D60 Lustr	161w	SKY BACK	D60 - M OV	





Alliance Theatre

The Hot Wing King

CHANNEL HOOKUP
12/11/2022 10:55:05

B02 - Submittal v2

Mike Wood
Lighting Designer
mike@mikewoodld.com
813-716-1909
<https://www.mikewoodld.com>

CHAN	DIM	CKT	DMX	Instrument Type	LOAD	Purpose	Color	Gobo
433				ETC D60 Lustr	161w	SKY BACK	D60 - M OV	
491				S4-19°	750w	US Doorway Fill	R132	
492				S4-19°	750w	US Doorway Fill	R132	
493				S4-26°	750w	<< DOOR FILL KITCH		
501				S4-19°	750w	TV - COOL	R3206+R1	
502				S4-19°	750w	TV - WARM	R302+R13	
503				S4-19°	750w	TV - N/C	R132	
511				S4 PAR VNSP	750w	CAR HEADLIGHTS	N/C	
511				S4 PAR VNSP	750w	CAR HEADLIGHTS	N/C	
601				S4-19°	750w	TEMP - WALL FILLS	R132	R77570
602				S4-19°	750w	TEMP - WALL FILLS	R132	R77570
603				S4-19°	750w	TEMP - WALL FILLS	R132	R77570
604				S4-19°	750w	TEMP - WALL FILLS	R132	R77570
605				S4-19°	750w	TEMP - WALL FILLS	R132	R77570
611				S4-19° LED Lustr II	171w	LOW TONE	R132	
612				S4-19° LED Lustr II	171w	LOW TONE	R132	
613				S4-19° LED Lustr II	171w	LOW TONE	R132	
614				S4-19° LED Lustr II	171w	LOW TONE	R132	
621				S4-19°	750w	SPC - ART FILL	R132	
631				S4-19°	750w	SPC - MENUS	R08+R132	
632				S4-19°	750w	SPC - MENUS	R08+R132	
633				S4-19°	750w	SPC - MENUS	R08+R132	
634				S4-19°	750w	SPC - MENUS	R08+R132	
635				S4-10°	750w	SPC - SIGN FILL ROUND	R08+R132	
636				S4-10°	750w	SPC - SIGN FILL ROOSTER	R132	
701				S4-36°	750w	SKYLIGHT DOWN	R02+R132	
702				S4-36°	750w	SKYLIGHT DOWN	R02+R132	
703				S4-36°	750w	SKYLIGHT DOWN	R02+R132	
704				S4-36°	750w	SKYLIGHT DOWN	R02+R132	
705				S4-36°	750w	SKYLIGHT DOWN	R02+R132	
706				S4-36°	750w	SKYLIGHT DOWN	R02+R132	
707				S4-36°	750w	SKYLIGHT DOWN	R02+R132	
711				S4-19° LED Lustr II	171w	SKYLIGHT BACK	R132	
712				S4-19° LED Lustr II	171w	SKYLIGHT BACK	R132	
713				S4-19° LED Lustr II	171w	SKYLIGHT BACK	R132	
714				S4-26° LED Lustr II	171w	SKYLIGHT BACK	R132	
715				S4-26° LED Lustr II	171w	SKYLIGHT BACK	R132	
716				S4-26° LED Lustr II	171w	SKYLIGHT BACK	R132	
717				S4-26° LED Lustr II	171w	SKYLIGHT BACK	R132	
721				S4-26° LED Lustr II	171w	WINDOWS BACK KITCHEN	R132	
722				S4-26° LED Lustr II	171w	WINDOWS BACK KITCHEN	R132	
731				S4-19° LED Lustr II	171w	WINDOW BACK	R132	
732				S4-19° LED Lustr II	171w	WINDOW BACK	R132	
741				S4-19°	750w	HALL TOP TEMP	R132	G579





**Alliance
Theatre**

The Hot Wing King

**CHANNEL HOOKUP
12/11/2022 10:55:05**

B02 - Submittal v2

Mike Wood
Lighting Designer
mike@mikewoodld.com
813-716-1909
<https://www.mikewoodld.com>

CHAN	DIM	CKT	DMX	Instrument Type	LOAD	Purpose	Color	Gobo
751				S4-36°	750w	SKYLIGHT DOWN (OFFSTAGE)	R02+R132	
752				S4-36°	750w	SKYLIGHT DOWN (OFFSTAGE)	R02+R132	
753				S4-36°	750w	SKYLIGHT DOWN (OFFSTAGE)	R02+R132	
801				PRAC - EXTERIOR	60w	PRAC - BEDROOM		
802				PRAC - EXTERIOR	60w	PRAC - BEDROOM		
803				3" FRES INKIE	100w	EXT REENFORCE	R3206	
804				3" FRES INKIE	100w	EXT REENFORCE	R3206	
805				PRAC - SOFFITS	60w	PRAC - BEDROOM		
806				PRAC - UNDER LANDING	60w	PRAC - TRACKS		
807				PRAC - HALL SCONCE		PRAC - HALL SCONCE		
808				PRAC - ART	60w	PRAC - ART		
809				PRAC - ART	60w	PRAC - ART		
810				PRAC - OVEN HOOD	60w	PRAC - OVEN HOOD		
811				PRAC - OVEN INTERNAL	60w	PRAC - OVEN INSIDE		
812				PRAC - FRIDGE LIGHT	60w	PRAC - FRIDGE LIGHT		
813				PRAC - BEDROOM	60w	PRAC - BEDROOM LAMP		
821				FLEX NEON	60w	PRAC - FLOWN SIGN		
991				S4-19°	750w	SPC TBD	R132	
992				S4-19°	750w	SPC TBD	R132	
993				S4-19°	750w	SPC TBD	R132	
994				S4-19°	750w	SPC TBD	R132	
995				S4-19°	750w	SPC TBD	R132	
996				S4-19°	750w	SPC TBD	R132	

