



Hands on a Hardbody INSTRUMENT SCHEDULE

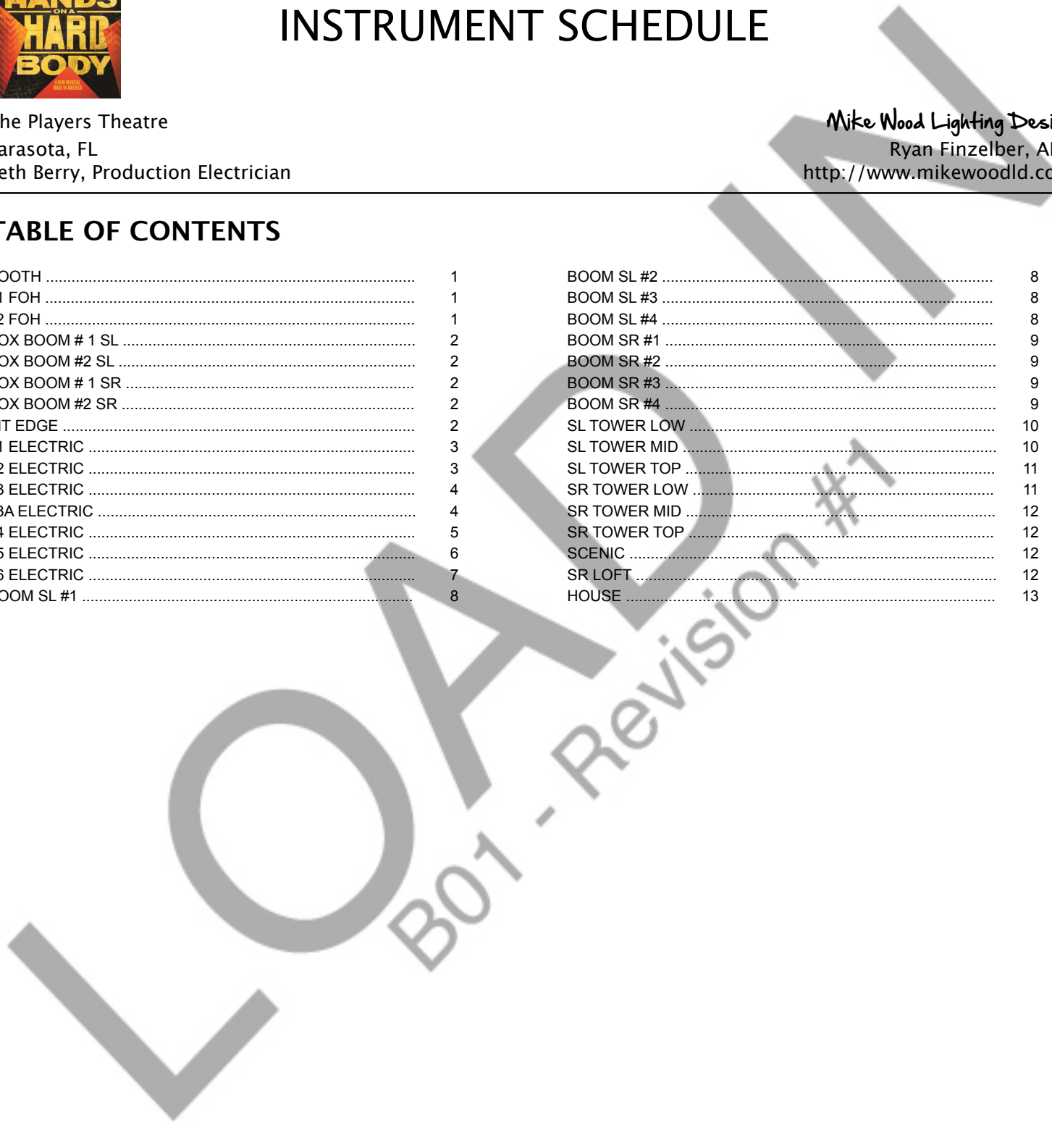
1/14/16


The Players Theatre
Sarasota, FL
Seth Berry, Production Electrician

Mike Wood Lighting Design
Ryan Finzelber, ALD
<http://www.mikewoodld.com>

TABLE OF CONTENTS

BOOTH	1	BOOM SL #2	8
#1 FOH	1	BOOM SL #3	8
#2 FOH	1	BOOM SL #4	8
BOX BOOM # 1 SL	2	BOOM SR #1	9
BOX BOOM #2 SL	2	BOOM SR #2	9
BOX BOOM # 1 SR	2	BOOM SR #3	9
BOX BOOM #2 SR	2	BOOM SR #4	9
PIT EDGE	2	SL TOWER LOW	10
#1 ELECTRIC	3	SL TOWER MID	10
#2 ELECTRIC	3	SL TOWER TOP	11
#3 ELECTRIC	4	SR TOWER LOW	11
#3A ELECTRIC	4	SR TOWER MID	12
#4 ELECTRIC	5	SR TOWER TOP	12
#5 ELECTRIC	6	SCENIC	12
#6 ELECTRIC	7	SR LOFT	12
BOOM SL #1	8	HOUSE	13





Hands on a Hardbody INSTRUMENT SCHEDULE

The Players Theatre
Sarasota, FL
Seth Berry, Production Electrician

Mike Wood Lighting Design
Ryan Finzelber, ALD
<http://www.mikewoodld.com>

BOOTH


U#	Chan	Dm	Instrument Type & Wattage	Purpose	Color	Gobo	Access
1	(X)		SuperStar 2.5 2.5kW	Spot 1	<input type="radio"/> R132, L202, R02, R55		
2	(X)		SuperStar 2.5 2.5kW	Spot 2	<input type="radio"/> R132, L202, R02, R55		

#1 FOH

U#	Chan	Dm	Instrument Type & Wattage	Purpose	Color	Gobo	Access
1	(702)		36deg ETC Source Four 750w	SL Apron Fill	<input type="radio"/> L202+R119		
2	(26)		19deg ETC Source Four 750w	FRONT FILL in 2	<input type="radio"/> L202		
3	(23)		26deg ETC Source Four 750w	FRONT FILL in 1	<input type="radio"/> L202		
4	(25)		19deg ETC Source Four 750w	FRONT FILL in 2	<input type="radio"/> L202		
5	(22)		26deg ETC Source Four 750w	FRONT FILL in 1	<input type="radio"/> L202		
6	(24)		19deg ETC Source Four 750w	FRONT FILL in 2	<input type="radio"/> L202		
7	(21)		26deg ETC Source Four 750w	FRONT FILL in 1	<input type="radio"/> L202		
8	(701)		36deg ETC Source Four 750w	SR Apron Fill	<input type="radio"/> L202+R119		

#2 FOH

U#	Chan	Dm	Instrument Type & Wattage	Purpose	Color	Gobo	Access
1	(601)		26deg ETC Source Four 750w	FRONT FILL IND FAR	<input checked="" type="radio"/> L071		
2	(631)		26deg ETC Source Four 750w	FRONT FILL YELLOW	<input checked="" type="radio"/> R312		
3	(621)		26deg ETC Source Four 750w	FRONT FILL LAV	<input checked="" type="radio"/> R58		
4	(611)		26deg ETC Source Four 750w	FRONT FILL RUST	<input checked="" type="radio"/> R325		
5	(602)		26deg ETC Source Four 750w	FRONT FILL IND CTR	<input checked="" type="radio"/> L071		
6	(602)		26deg ETC Source Four 750w	FRONT FILL IND CTR	<input checked="" type="radio"/> L071		
7	(611)		26deg ETC Source Four 750w	FRONT FILL RUST	<input checked="" type="radio"/> R325		
8	(621)		26deg ETC Source Four 750w	FRONT FILL LAV	<input checked="" type="radio"/> R58		
9	(631)		26deg ETC Source Four 750w	FRONT FILL YELLOW	<input checked="" type="radio"/> R312		
10	(601)		26deg ETC Source Four 750w	FRONT FILL IND FAR	<input checked="" type="radio"/> L071		



Hands on a Hardbody INSTRUMENT SCHEDULE

BOX BOOM # 1 SL

U#	Chan	Dm	Instrument Type & Wattage	Purpose	Color	Gobo	Access
1	(62)		36deg ETC Source Four 750w	\\ Box Boom \\	○ R119		
1.1	(62)		Forerunner 7		▣ SCROLL 2		

BOX BOOM #2 SL

U#	Chan	Dm	Instrument Type & Wattage	Purpose	Color	Gobo	Access
1	(81)		36deg ETC Source Four 750w	\\ Box Boom Amb \\	○ R08+R119		
2	(82)		36deg ETC Source Four 750w	\\ Box Boom Amb \\	○ R08+R119		
3	(61)		26deg ETC Source Four 750w	\\ Box Boom \\			
3.1	(61)		Forerunner 7		▣ SCROLL 2		

BOX BOOM # 1 SR

U#	Chan	Dm	Instrument Type & Wattage	Purpose	Color	Gobo	Access
1	(51)		36deg ETC Source Four 750w	// Box Boom //	○ R119		
1.1	(51)		Forerunner 7		▣ SCROLL 2		

BOX BOOM #2 SR


U#	Chan	Dm	Instrument Type & Wattage	Purpose	Color	Gobo	Access
1	(72)		36deg ETC Source Four 750w	// Box Boom Lav //	○ R54+R119		
2	(71)		36deg ETC Source Four 750w	// Box Boom Lav //	○ R54+R119		
3	(52)		26deg ETC Source Four 750w	// Box Boom //			
3.1	(52)		Forerunner 7		▣ SCROLL 2		

PIT EDGE

U#	Chan	Dm	Instrument Type & Wattage	Purpose	Color	Gobo	Access
1	(652)		36deg ETC Source Four Mini 75w	Footlights	○ R02		
2	(652)		36deg ETC Source Four Mini 75w	Footlights	○ R02		
3	(651)		36deg ETC Source Four Mini 75w	Footlights	○ R02		
4	(651)		36deg ETC Source Four Mini 75w	Footlights	○ R02		

SCROLLS:

- 2. Players Scrolls: R-00, L-776, L-744, L-764, L-704, L-142, L-201, L-161, L-719, L-711, L-716, L-728, L-116, L-778, L-741, L-707





Hands on a Hardbody INSTRUMENT SCHEDULE

#1 ELECTRIC

U#	Chan	Dm	Instrument Type & Wattage	Purpose	Color	Gobo	Access
1	(41)		36deg ETC Source Four 750w	// HS SCROLL IN 1	○R119		
1	(41)		Forerunner 7		▨SCROLL 2		
2	(104)		50deg ETC Source Four 750w	// HS TEMPLATE IN 1	○L203	TBD1	Gobo Holder
3	(151)		36deg ETC Source Four 750w	<< HIGH SIDE	○R54+R119		
4	(13)		6" Fresnel Altman 750w	Top Warm	●R21		
5	(3)		6" Fresnel Altman 750w	Top Cool	●R83		
6	(42)		36deg ETC Source Four 750w	// HS SCROLL IN 1	○R119		
6	(42)		Forerunner 7		▨SCROLL 2		
7	(704)		26deg ETC Source Four 750w	SPECIAL - TBD	N/C		
8	(12)		6" Fresnel Altman 750w	Top Warm	●R21		
9	(27)		36deg ETC Source Four 750w	USC Front	○L202+R119		
10	(2)		6" Fresnel Altman 750w	Top Cool	●R83		
11	(703)		26deg ETC Source Four 750w	SPECIAL - TBD	N/C		
12	(32)		36deg ETC Source Four 750w	\\ HS SCROLL IN 1	○R119		
12	(32)		Forerunner 7		▨SCROLL 2		
13	(11)		6" Fresnel Altman 750w		●R21		
14	(1)		6" Fresnel Altman 750w	Top Cool	●R83		
15	(141)		36deg ETC Source Four 750w	>> HIGH SIDE	○R08+R119		
16	(101)		50deg ETC Source Four 750w	\\ HS TEMPLATE IN 1	○L203	TBD1	Gobo Holder
17	(31)		36deg ETC Source Four 750w	\\ HS SCROLL IN 1	○R119		
17	(31)		Forerunner 7		▨SCROLL 2		

#2 ELECTRIC

U#	Chan	Dm	Instrument Type & Wattage	Purpose	Color	Gobo	Access
1	(502)		VL3515 Spot 1.5kW	MOV - VL SPOTS			
2	(501)		VL3515 Spot 1.5kW	MOV - VL SPOTS			

SCROLLS:

- 2. Players Scrolls: R-00, L-776, L-744, L-764, L-704, L-142, L-201, L-161, L-719, L-711, L-716, L-728, L-116, L-778, L-741, L-707





Hands on a Hardbody INSTRUMENT SCHEDULE

#3 ELECTRIC

U#	Chan	Dm	Instrument Type & Wattage	Purpose	Color	Gobo	Access
1	(44)		36deg ETC Source Four 750w	// HS SCROLL IN 2	○R119		
1.1	(44)		Forerunner 7		▣SCROLL 2		
2	(43)		36deg ETC Source Four 750w	// HS SCROLL IN 2	○R119		
2.1	(43)		Forerunner 7		▣SCROLL 2		
3	(152)		36deg ETC Source Four 750w	<< HIGH SIDE	○R54+R119		
4	(105)		50deg ETC Source Four 750w	// HS TEMPLATE IN 2	○L203	TBD1	Gobo Holder
5	(107)		50deg ETC Source Four 750w	Truck Template Top	○R02	TBD3	Gobo Holder
6	(511)		VL3500 Wash FX-U 1.2kW	MOV - VL WASH			
7	(107)		50deg ETC Source Four 750w	Truck Template Top	○R02	TBD3	Gobo Holder
8	(102)		50deg ETC Source Four 750w	\\ HS TEMPLATE IN 2	○L203	TBD1	Gobo Holder
9	(142)		36deg ETC Source Four 750w	>> HIGH SIDE	○R08+R119		
10	(34)		36deg ETC Source Four 750w	\\ HS SCROLL IN 2	○R119		
10.1	(34)		Forerunner 7		▣SCROLL 2		
11	(33)		36deg ETC Source Four 750w	\\ HS SCROLL IN 2	○R119		
11.1	(33)		Forerunner 7		▣SCROLL 2		

#3A ELECTRIC

U#	Chan	Dm	Instrument Type & Wattage	Purpose	Color	Gobo	Access
1	(911)		Mirror Ball 100w	Mirror Ball			

SCROLLS:

- 2. Players Scrolls: R-00, L-776, L-744, L-764, L-704, L-142, L-201, L-161, L-719, L-711, L-716, L-728, L-116, L-778, L-741, L-707






Hands on a Hardbody INSTRUMENT SCHEDULE


#4 ELECTRIC

U#	Chan	Dm	Instrument Type & Wattage	Purpose	Color	Gobo	Access
1	(126)		PAR 64 WFL 1kW	// PAR X WASH	R80		
2	(124)		PAR 64 WFL 1kW	// PAR X WASH	R26		
3	(122)		PAR 64 WFL 1kW	// PAR X WASH	R318		
4	(120)		PAR 64 WFL 1kW	// PAR X WASH	R91		
5	(92)		50deg ETC Source Four 750w	Back Diag Scroller			
5.1	(92)		Forerunner 7			SCROLL 2	
6	(106)		50deg ETC Source Four 750w	// TEMPLATE BACK	N/C	TBD2	Gobo Holder
7	(14)		6" Fresnel Altman 750w	Top Warm	R21		
8	(523)		Studio Spot 250 250w	MOV - Studio Spot 250s Top			
9	(4)		6" Fresnel Altman 750w	Top Cool	R83		
10	(103)		50deg ETC Source Four 750w	\\ TEMPLATE BACK		TBD2	Gobo Holder
11	(91)		50deg ETC Source Four 750w	Back Diag Scroller			
11.1	(91)		Forerunner 7			SCROLL 2	
12	(117)		PAR 64 WFL 1kW	\\ PAR X WASH	R325		
13	(115)		PAR 64 WFL 1kW	\\ PAR X WASH	R370		
14	(113)		PAR 64 WFL 1kW	\\ PAR X WASH	R26		
15	(111)		PAR 64 WFL 1kW	\\ PAR X WASH	R80		

SCROLLS:

- 2. Players Scrolls: R-00, L-776, L-744, L-764, L-704, L-142, L-201, L-161, L-719, L-711, L-716, L-728, L-116, L-778, L-741, L-707






Hands on a Hardbody INSTRUMENT SCHEDULE

#5 ELECTRIC


U#	Chan	Dm	Instrument Type & Wattage	Purpose	Color	Gobo	Access
1	(125)		PAR 64 WFL 1kW	// PAR X WASH	● R26		
2	(123)		PAR 64 WFL 1kW	// PAR X WASH	● R80		
3	(121)		PAR 64 WFL 1kW	// PAR X WASH	● R310		
4	(119)		PAR 64 WFL 1kW	// PAR X WASH	N/C		
5	(131)		PAR 56 MFL 500w	USC PAR WASH	N/C		
6	(131)		PAR 56 MFL 500w	USC PAR WASH	N/C		
7	(131)		PAR 56 MFL 500w	USC PAR WASH	N/C		
8	(131)		PAR 56 MFL 500w	USC PAR WASH	N/C		
9	(118)		PAR 64 WFL 1kW	\\ PAR X WASH	N/C		
10	(116)		PAR 64 WFL 1kW	\\ PAR X WASH	● R339		
11	(114)		PAR 64 WFL 1kW	\\ PAR X WASH	● R80		
12	(112)		PAR 64 WFL 1kW	\\ PAR X WASH	● R26		



Hands on a Hardbody INSTRUMENT SCHEDULE

#6 ELECTRIC

U#	Chan	Dm	Instrument Type & Wattage	Purpose	Color	Gobo	Access
1	(334)		50deg ETC Source Four 750w	// WALL TEMP D	N/C	TBD5	Gobo Holder
2	(332)		50deg ETC Source Four 750w	// WALL TEMP C	L202	TBD4	Gobo Holder
3	(334)		36deg ETC Source Four 750w	// WALL TEMP D	N/C	TBD5	Gobo Holder
4	(332)		36deg ETC Source Four 750w	// WALL TEMP C	L202	TBD4	Gobo Holder
5.1	(323)		CYC Cell Right 1.5kW	CYC Top Amber	R18		
5.2	(313)		CYC Cell Mid 1.5kW	CYC Top Blue	L119		
5.3	(303)		CYC Cell Left 1.5kW	CYC Top Red	R26		
6.1	(323)		CYC Cell Right 1.5kW	CYC Top Amber	R18		
6.2	(313)		CYC Cell Mid 1.5kW	CYC Top Blue	L119		
6.3	(303)		CYC Cell Left 1.5kW	CYC Top Red	R26		
7.1	(322)		CYC Cell Right 1.5kW	CYC Top Amber	R18		
7.2	(312)		CYC Cell Mid 1.5kW	CYC Top Blue	L119		
7.3	(302)		CYC Cell Left 1.5kW	CYC Top Red	R26		
8.1	(321)		CYC Cell Right 1.5kW	CYC Top Amber	R18		
8.2	(311)		CYC Cell Mid 1.5kW	CYC Top Blue	L119		
8.3	(301)		CYC Cell Left 1.5kW	CYC Top Red	R26		
9.1	(321)		CYC Cell Right 1.5kW	CYC Top Amber	R18		
9.2	(311)		CYC Cell Mid 1.5kW	CYC Top Blue	L119		
9.3	(301)		CYC Cell Left 1.5kW	CYC Top Red	R26		
10	(333)		36deg ETC Source Four 750w	\\ WALL TEMP B	N/C	TBD5	Gobo Holder
11	(331)		36deg ETC Source Four 750w	\\ WALL TEMP A	R02	TBD4	Gobo Holder
12	(333)		50deg ETC Source Four 750w	\\ WALL TEMP B	N/C	TBD5	Gobo Holder
13	(331)		50deg ETC Source Four 750w	\\ WALL TEMP A	R02	TBD4	Gobo Holder



Hands on a Hardbody INSTRUMENT SCHEDULE

1/14/16

BOOM SL #1

U#	Chan	Dm	Instrument Type & Wattage	Purpose	Color	Gobo	Access
1	(715)		LED Tape 5050SMD 36w	LED Tape Verticals	RGB		
2	(63)		36deg ETC Source Four 750w	\\ Box Boom \\	○ R119		
2.1	(63)		Forerunner 7		▣ SCROLL 2		
3	(83)		36deg ETC Source Four 750w	\\ Box Boom \\	○ R08+R119		
4	(402)		S4 PAR XWFL 750w	Shin Kicker \\			
4.1	(402)		Coloram II 7.5"		▣ SCROLL 1		

BOOM SL #2

U#	Chan	Dm	Instrument Type & Wattage	Purpose	Color	Gobo	Access
1	(716)		LED Tape 5050SMD 36w	LED Tape Verticals	RGB		

BOOM SL #3

U#	Chan	Dm	Instrument Type & Wattage	Purpose	Color	Gobo	Access
1	(717)		LED Tape 5050SMD 36w	LED Tape Verticals	RGB		

BOOM SL #4

U#	Chan	Dm	Instrument Type & Wattage	Purpose	Color	Gobo	Access
1	(718)		LED Tape 5050SMD 36w	LED Tape Verticals	RGB		
2	(336)		36deg ETC Source Four 750w	CYC GOBO LOW FAR	N/C	TBD6	Gobo Holder
3.1	(305)		CYC Cell Right 1.5kW	CYC Side Red	● R26		
3.2	(315)		CYC Cell Mid 1.5kW	CYC Side Blue	● L119		
3.3	(325)		CYC Cell Left 1.5kW	CYC Side Amber	● R18		
4	(336)		50deg ETC Source Four 750w	CYC GOBO LOW NEAR	N/C	TBD6	Gobo Holder
5	(412)		50deg ETC Source Four 750w	US SHINS	○ L201		


SCROLLS:

- PARADISE-4233: R-00, L-104, R-22, L-027, L-113, R-339, R-356, R-358, L-132, L-085, L-116, L-115, L-124, R02, R07, R33, R34, R51, R54, R60, R65



- Players Scrolls: R-00, L-776, L-744, L-764, L-704, L-142, L-201, L-161, L-719, L-711, L-716, L-728, L-116, L-778, L-741, L-707





Hands on a Hardbody INSTRUMENT SCHEDULE

BOOM SR #1

U#	Chan	Dm	Instrument Type & Wattage	Purpose	Color	Gobo	Access
1	(711)		LED Tape 5050SMD 36w	LED Tape Verticals	RGB		
2	(53)		36deg ETC Source Four 750w		○ R119		
2.1	(53)		Forerunner 7		▣ SCROLL 2		
3	(73)		36deg ETC Source Four 750w	// Box Boom //	○ R54+R119		
4	(401)		S4 PAR XWFL 750w	Shin Kicker //			
4.1	(401)		Coloram II 7.5"		▣ SCROLL 1		

BOOM SR #2

U#	Chan	Dm	Instrument Type & Wattage	Purpose	Color	Gobo	Access
1	(712)		LED Tape 5050SMD 36w	LED Tape Verticals	RGB		

BOOM SR #3

U#	Chan	Dm	Instrument Type & Wattage	Purpose	Color	Gobo	Access
1	(713)		LED Tape 5050SMD 36w	LED Tape Verticals	RGB		

BOOM SR #4

U#	Chan	Dm	Instrument Type & Wattage	Purpose	Color	Gobo	Access
1	(714)		LED Tape 5050SMD 36w	LED Tape Verticals	RGB		
2	(335)		36deg ETC Source Four 750w	CYC GOBO LOW FAR	N/C	TBD6	Gobo Holder
3.1	(304)		CYC Cell Left 1.5kW	CYC Side Red	● R26		
3.1	(314)		CYC Cell Mid 1.5kW	CYC Side Blue	● L119		
3.3	(324)		CYC Cell Right 1.5kW	CYC Side Amber	● R18		
4	(335)		50deg ETC Source Four 750w	CYC GOBO LOW NEAR	N/C	TBD6	Gobo Holder
5	(411)		50deg ETC Source Four 750w	US SHINS	○ L201		

SCROLLS:

- PARADISE-4233: R-00, L-104, R-22, L-027, L-113, R-339, R-356, R-358, L-132, L-085, L-116, L-115, L-124, R02, R07, R33, R34, R51, R54, R60, R65



- Players Scrolls: R-00, L-776, L-744, L-764, L-704, L-142, L-201, L-161, L-719, L-711, L-716, L-728, L-116, L-778, L-741, L-707





Hands on a Hardbody INSTRUMENT SCHEDULE

SL TOWER LOW

U#	Chan	Dm	Instrument Type & Wattage	Purpose	Color	Gobo	Access
1	(232)		WFL - ETC Source Four PAR 750w	TOWER HS NEAR			
1.1	(232)		Coloram II 7.5"		SCROLL 1		
2	(231)		WFL - ETC Source Four PAR 750w	TOWER HS NEAR			
2.1	(231)		Coloram II 7.5"		SCROLL 1		
3	(230)		WFL - ETC Source Four PAR 750w	TOWER HS NEAR			
3.1	(230)		Coloram II 7.5"		SCROLL 1		
4	(229)		WFL - ETC Source Four PAR 750w	TOWER HS NEAR			
4.1	(229)		Coloram II 7.5"		SCROLL 1		

SL TOWER MID

U#	Chan	Dm	Instrument Type & Wattage	Purpose	Color	Gobo	Access
1	(228)		MFL - ETC Source Four PAR 750w	TOWER HS MID			
1.1	(228)		Coloram II 7.5"		SCROLL 1		
2	(227)		MFL - ETC Source Four PAR 750w	TOWER HS MID			
2.1	(227)		Coloram II 7.5"		SCROLL 1		
3	(522)		Studio Spot 250 250w	MOV - Studio Spot 250s Side			
4	(226)		MFL - ETC Source Four PAR 750w	TOWER HS MID			
4.1	(226)		Coloram II 7.5"		SCROLL 1		
5	(225)		MFL - ETC Source Four PAR 750w	TOWER HS MID			
5.1	(225)		Coloram II 7.5"		SCROLL 1		

SCROLLS:

1. PARADISE-4233: R-00, L-104, R-22, L-027, L-113, R-339, R-356, R-358, L-132, L-085, L-116, L-115, L-124, R02, R07, R33, R34, R51, R54, R60, R65





Hands on a Hardbody INSTRUMENT SCHEDULE

SL TOWER TOP

U#	Chan	Dm	Instrument Type & Wattage	Purpose	Color	Gobo	Access
1	(224)		NSP - ETC Source Four Par 750w	TOWER HS FAR			
1.1	(224)		Coloram II 7.5"		SCROLL 1		
2	(223)		NSP - ETC Source Four Par 750w	TOWER HS FAR			
2.1	(223)		Coloram II 7.5"		SCROLL 1		
3	(222)		NSP - ETC Source Four Par 750w	TOWER HS FAR			
3.1	(222)		Coloram II 7.5"		SCROLL 1		
4	(221)		NSP - ETC Source Four Par 750w	TOWER HS FAR			
4.1	(221)		Coloram II 7.5"		SCROLL 1		

SR TOWER LOW

U#	Chan	Dm	Instrument Type & Wattage	Purpose	Color	Gobo	Access
1	(212)		WFL - ETC Source Four PAR 750w	TOWER HS NEAR			
1.1	(212)		Coloram II 7.5"		SCROLL 1		
2	(211)		WFL - ETC Source Four PAR 750w	TOWER HS NEAR			
2.1	(211)		Coloram II 7.5"		SCROLL 1		
3	(210)		WFL - ETC Source Four PAR 750w	TOWER HS NEAR			
3.1	(210)		Coloram II 7.5"		SCROLL 1		
4	(209)		WFL - ETC Source Four PAR 750w	TOWER HS NEAR			
4.1	(209)		Coloram II 7.5"		SCROLL 1		

SCROLLS:

1. PARADISE-4233: R-00, L-104, R-22, L-027, L-113, R-339, R-356, R-358, L-132, L-085, L-116, L-115, L-124, R02, R07, R33, R34, R51, R54, R60, R65





Hands on a Hardbody INSTRUMENT SCHEDULE

SR TOWER MID

U#	Chan	Dm	Instrument Type & Wattage	Purpose	Color	Gobo	Access
1	(208)		MFL - ETC Source Four PAR 750w	TOWER HS MID			
1.1	(208)		Coloram II 7.5"		SCROLL 1		
2	(207)		MFL - ETC Source Four PAR 750w	TOWER HS MID			
2.1	(207)		Coloram II 7.5"		SCROLL 1		
3	(521)		Studio Spot 250 250w	MOV - Studio Spot 250s Side			
4	(206)		MFL - ETC Source Four PAR 750w	TOWER HS MID			
4.1	(206)		Coloram II 7.5"		SCROLL 1		
5	(205)		MFL - ETC Source Four PAR 750w	TOWER HS MID			
5.1	(205)		Coloram II 7.5"		SCROLL 1		

SR TOWER TOP

U#	Chan	Dm	Instrument Type & Wattage	Purpose	Color	Gobo	Access
1	(204)		NSP - ETC Source Four Par 750w	TOWER HS FAR			
1.1	(204)		Coloram II 7.5"		SCROLL 1		
2	(203)		NSP - ETC Source Four Par 750w	TOWER HS FAR			
2.1	(203)		Coloram II 7.5"		SCROLL 1		
3	(202)		NSP - ETC Source Four Par 750w	TOWER HS FAR			
3.1	(202)		Coloram II 7.5"		SCROLL 1		
4	(201)		NSP - ETC Source Four Par 750w	TOWER HS FAR			
4.1	(201)		Coloram II 7.5"		SCROLL 1		

SCENIC

U#	Chan	Dm	Instrument Type & Wattage	Purpose	Color	Gobo	Access
1	(801)		Truck Headlights	Truck Headlights			
2	(802)		Truck Interior Dome Light	Truck Interior Dome Light			


SR LOFT

U#	Chan	Dm	Instrument Type & Wattage	Purpose	Color	Gobo	Access
1	(951)		Reel EFX DF50	Hazer			

SCROLLS:

1. PARADISE-4233: R-00, L-104, R-22, L-027, L-113, R-339, R-356, R-358, L-132, L-085, L-116, L-115, L-124, R02, R07, R33, R34, R51, R54, R60, R65





Hands on a Hardbody INSTRUMENT SCHEDULE

HOUSE

U#	Chan	Dm	Instrument Type & Wattage	Purpose	Color	Gobo	Access
1	(901)		House Lights	House Lights			

LOAD B01 - Revision #1