

LS #	Trim	Value Deck	D' to PL	Description
N/A	N/A	29'0"		THEATRE BACK WALL
24	0"	27'6"		CYCLORAMA
23	0"	26'6"		UPSTAGE B/O TRAV
22	0"	25'6"		[EMPTY]
21	0"	24'6"		#5 ELECTRIC
20	0"	23'6"		BORDER
19	0"	22'6"		[EMPTY]
18	0"	21'6"		[EMPTY]
17	0"	20'3"		#4 ELECTRIC
16	0"	19'0"		[EMPTY]
15	0"	18'0"		SCENIC BACK WALL
14	0"	17'0 1/2"		MIDSTAGE B/O TRAV (LKEGS)
13	0"	16'0"		#2 BLACK BORDER
12	0"	15'0"		#3 ELECTRIC
11	0"	13'9"		[EMPTY]
10	0"	12'6"		HANGING SET LX
9	0"	11'0"		#2 ELECTRIC
8	0"	10'0"		[EMPTY]
7	0"	9'0"		#1 LEGS
6	0"	8'0"		#1 BLACK BORDER
5	0"	6'3"		DS SCENIC LEGS
4	0"	4'6"		[EMPTY]
3	0"	3'0"		#1 ELECTRIC
2	0"	2'0"		MAIN CURTAIN
1	0"	1'0"		FRONT VALENCE
N/A	N/A	0"		PLASTER LINE
LS #	Trim	Value Deck	D' to PL	Description

KEY TO INSTRUMENTATION

- ETC Relieve Spot 6
- 19° ColorSource Spot EDLT 19
- 26° ColorSource Spot EDLT 40
- 36° ColorSource Spot EDLT 36
- 50° ColorSource Spot EDLT 8
- 70° ColorSource Spot EDLT 6
- 15-30° ColorSource Spot 2
- ETC CS PAR NR 5
- ETC CS PAR MR 19
- ColorSource CYC 7

LEGEND

ABBREVIATIONS:
 R = Rosco
 G = GAM
 A = Apollo
 LS = Line Set
 GP = Ground Plan
 LX = Electric
 TD = Tech. Direct.
 LD = Lighting Design

FOCUS COLOR
 CLER
 LENS
 TEMPLATE
 UNIT #
 ENGINE TYPE
 CHANNEL #



MW LIGHTING LD# 10574
 www.mwlighting.com

REVISION HISTORY

NO.	REVISION	DATE	BY
AB1	PRELIM RELEASE	9/22/24	MTW
B01	SHOP PREP	5/24/24	MTW
B02	SHOP PREP - YEAR 2	7/1/25	MTW

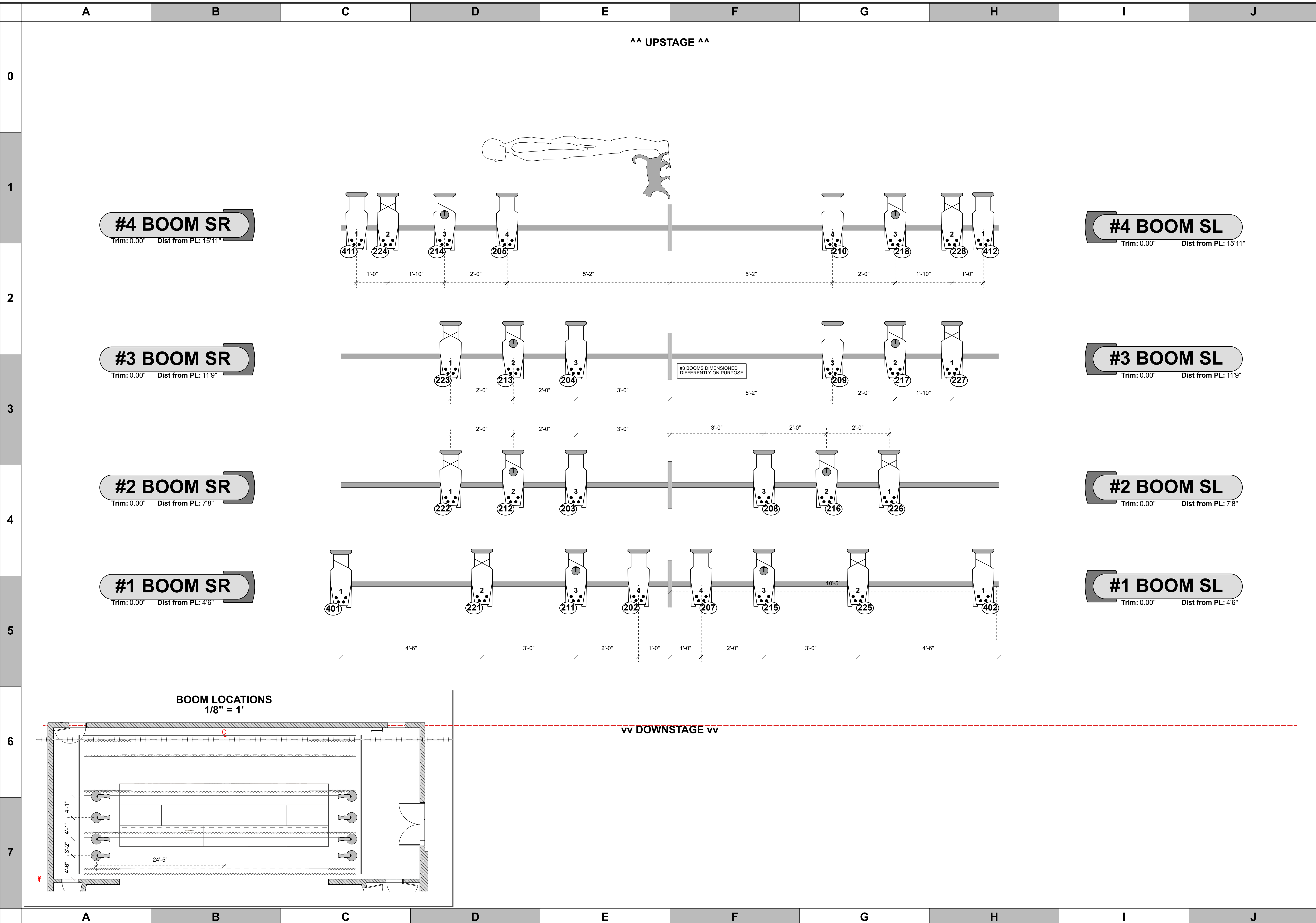
THE BURNT PART BOYS

PRODUCTION STAFF
 DIRECTOR: SCOTT DANIEL
 LIGHTING DESIGNER: MIKE WOOD
 SCENIC DESIGNER: JEFF WEBER
 ASST. LD: HANNAH BOLSTAD
 PROGRAMMER: MIKE WOOD
 PROD. ELEC.: HANNAH BOLSTAD

HIGHLANDS PERFORMING ARTS CENTER
 MOUNTAIN THEATRE / HIGHLANDS, NC

SCALE 3/8" = 1'
 PG SIZE ARCH D
 DWG NUMBER **L01**

LIGHT PLOT - OVERHEAD
 OVERSTAGE HANG



KEY TO INSTRUMENTATION

	ETC Releve Spot	6
	19° ColorSource Spot EDLT	19
	26° ColorSource Spot EDLT	40
	36° ColorSource Spot EDLT	36
	50° ColorSource Spot EDLT	8
	70° ColorSource Spot EDLT	6
	15-30° ColorSource Spot	2
	ETC CS PAR NR	5
	ETC CS PAR MR	19
	ColorSource CYC	7

LEGEND

ABBREVIATIONS:
 R = Rosco
 A = Apollo
 G = GAM
 LS = Line Set
 GP = Ground Plan
 LX = Electric
 TD = Tech. Direct.
 LD = Lighting Design

FOCUS COLOR
 FOC CLR
 LENS
 TEMPLATE
 UNIT #
 ENGINE TYPE
 CHANNEL #



MW LIGHTING LD# 10574
 www.mwlighting.com

REVISION HISTORY

NO.	REVISION	DATE	BY
AR1	PRELIM RELEASE	9/22/24	MTW
B01	SHOP PREP	5/24/24	MTW
B02	SHOP PREP - YEAR 2	7/1/25	MTW

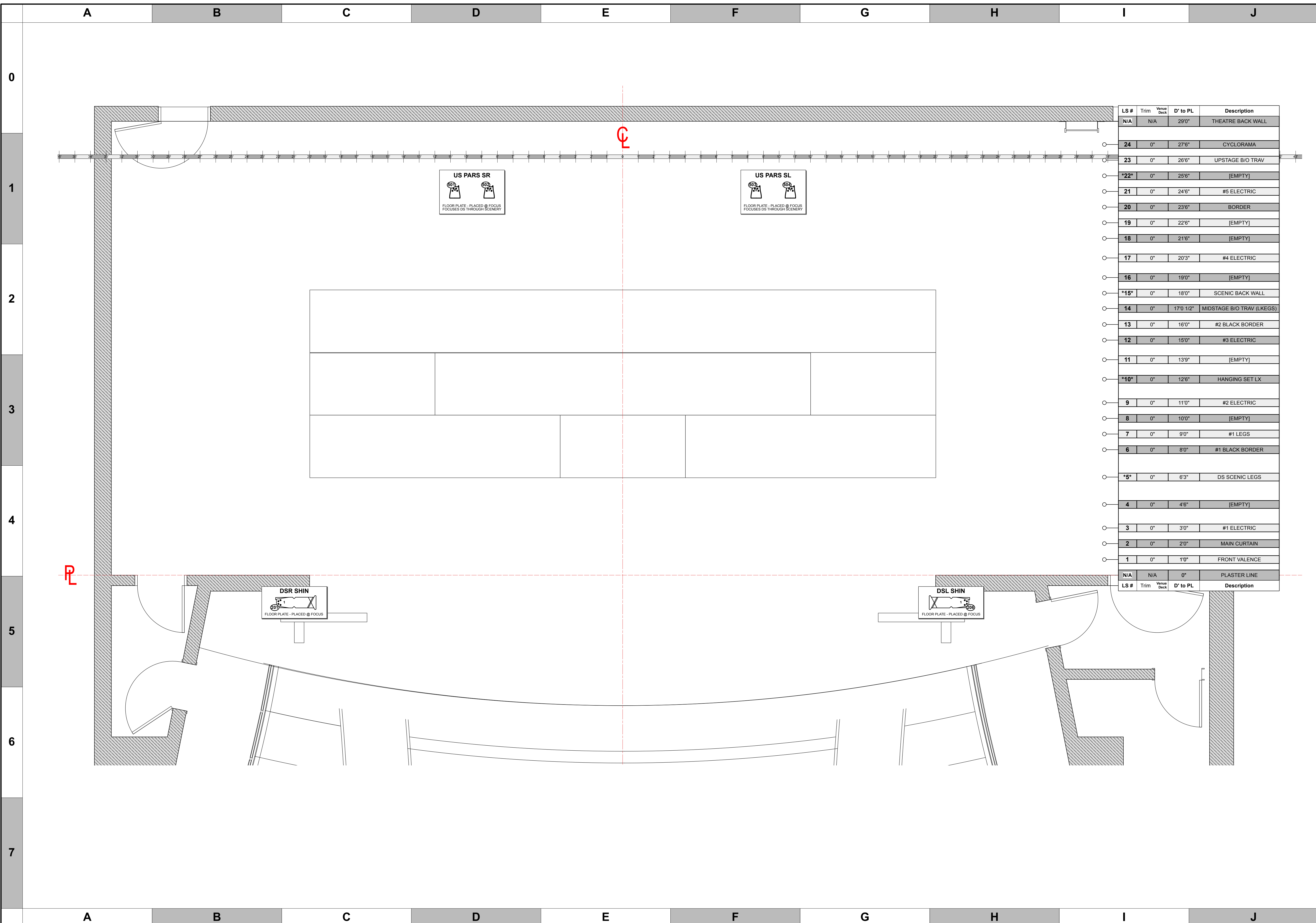
THE BURNT PART BOYS

PRODUCTION STAFF
 DIRECTOR: SCOTT DANIEL
 LIGHTING DESIGNER: MIKE WOOD
 SCENIC DESIGNER: JEFF WEBER
 ASST. LD: HANNAH BOLSTAD
 PROGRAMMER: MIKE WOOD
 PROD. ELEC: HANNAH BOLSTAD

HIGHLANDS PERFORMING ARTS CENTER
 MOUNTAIN THEATRE / HIGHLANDS, NC

SCALE 3/4" = 1' DWG NUMBER
 PG SIZE ARCH D L02

**LIGHT PLOT - SIDES
 BOOMS & LADDERS**



LS #	Trim	Venue Deck	D' to PL	Description
N/A	N/A		29'0"	THEATRE BACK WALL
24	0"		27'6"	CYCLORAMA
23	0"		26'6"	UPSTAGE B/O TRAV
22	0"		25'6"	[EMPTY]
21	0"		24'6"	#5 ELECTRIC
20	0"		23'6"	BORDER
19	0"		22'6"	[EMPTY]
18	0"		21'6"	[EMPTY]
17	0"		20'3"	#4 ELECTRIC
16	0"		19'0"	[EMPTY]
15	0"		18'0"	SCENIC BACK WALL
14	0"		17'0 1/2"	MIDSTAGE B/O TRAV (LKEGS)
13	0"		16'0"	#2 BLACK BORDER
12	0"		15'0"	#3 ELECTRIC
11	0"		13'9"	[EMPTY]
10	0"		12'6"	HANGING SET LX
9	0"		11'0"	#2 ELECTRIC
8	0"		10'0"	[EMPTY]
7	0"		9'0"	#1 LEGS
6	0"		8'0"	#1 BLACK BORDER
5	0"		6'3"	DS SCENIC LEGS
4	0"		4'6"	[EMPTY]
3	0"		3'0"	#1 ELECTRIC
2	0"		2'0"	MAIN CURTAIN
1	0"		1'0"	FRONT VALENCE
N/A	N/A		0"	PLASTER LINE

KEY TO INSTRUMENTATION

	ETC Releve Spot	6
	19° ColorSource Spot EDLT	19
	26° ColorSource Spot EDLT	40
	36° ColorSource Spot EDLT	36
	50° ColorSource Spot EDLT	8
	70° ColorSource Spot EDLT	6
	15-30° ColorSource Spot	2
	ETC CS PAR NR	5
	ETC CS PAR MR	19
	ColorSource CYC	7

LEGEND

ABBREVIATIONS:
 R = Rosco
 A = Apollo
 G = GAM
 LS = Line Set
 GP = Ground Plan
 LX = Electric
 TD = Tech. Direct.
 LD = Lighting Design

FOCUS COLOR
 FOC CLR
 LENS TEMPLATE
 UNIT #
 ENGINE TYPE
 CHANNEL #



MW LIGHTING
 LD# 10574
 www.mwlighting.com

REVISION HISTORY

NO.	REVISION	DATE	BY
AR1	PRELIM RELEASE	9/22/24	MTW
B01	SHOP PREP	5/24/24	MTW
B02	SHOP PREP - YEAR 2	7/1/25	MTW

THE BURNT PART BOYS

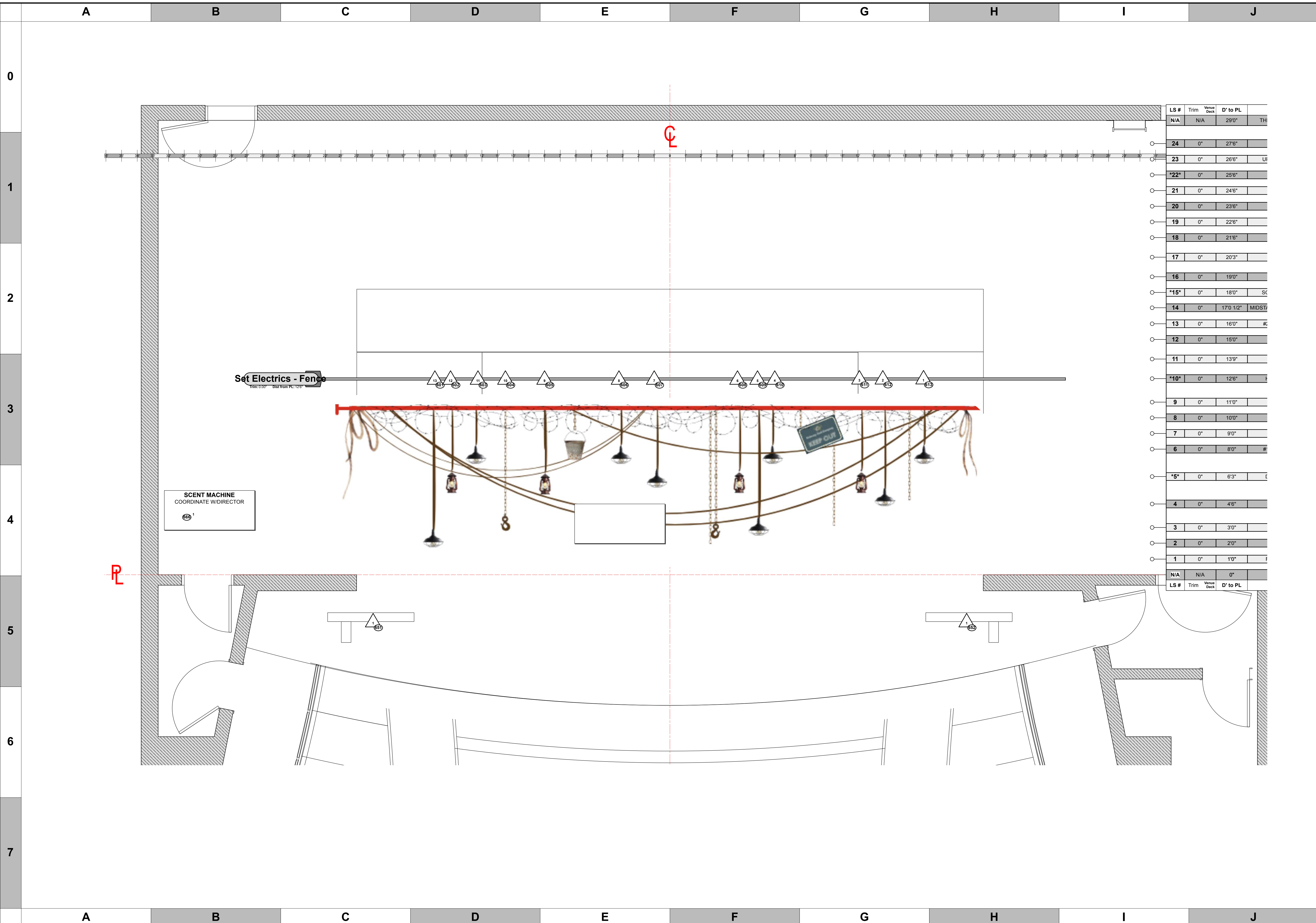
PRODUCTION STAFF

DIRECTOR:	SCOTT DANIEL
LIGHTING DESIGNER:	MIKE WOOD
SCENIC DESIGNER:	JEFF WEBER
ASST. LD:	HANNAH BOLSTAD
PROGRAMMER:	MIKE WOOD
PROD. ELEC.:	HANNAH BOLSTAD

HIGHLANDS PERFORMING ARTS CENTER
 MOUNTAIN THEATRE / HIGHLANDS, NC

SCALE	3/8" = 1'	DWG NUMBER	L03
PG SIZE	ARCH D		

LIGHT PLOT - DECK DECK & SET MOUNT



LS #	Trim	Venue Deck	D' to PL	
N/A	N/A		29'0"	TH
24	0"		27'6"	
23	0"		26'6"	UI
22	0"		25'6"	
21	0"		24'6"	
20	0"		23'6"	
19	0"		22'6"	
18	0"		21'6"	
17	0"		20'3"	
16	0"		19'0"	
15	0"		18'0"	SC
14	0"		17'0 1/2"	MIDST
13	0"		16'0"	#
12	0"		15'0"	
11	0"		13'9"	
10	0"		12'6"	
9	0"		11'0"	
8	0"		10'0"	
7	0"		9'0"	
6	0"		8'0"	#
5	0"		6'3"	
4	0"		4'6"	
3	0"		3'0"	
2	0"		2'0"	
1	0"		1'0"	
N/A	N/A		0"	
LS #	Trim	Venue Deck	D' to PL	

KEY TO INSTRUMENTATION

	ETC Releve Spot	6
	19° ColorSource Spot EDLT	19
	26° ColorSource Spot EDLT	40
	36° ColorSource Spot EDLT	36
	50° ColorSource Spot EDLT	8
	70° ColorSource Spot EDLT	6
	15-30° ColorSource Spot	2
	ETC CS PAR NR	5
	ETC CS PAR MR	19
	ColorSource CYC	7

LEGEND

ABBREVIATIONS:
 R = Rosco
 G = GAM
 A = Apollo
 LS = Line Set
 GP = Ground Plan
 LX = Electric
 TD = Tech. Direct.
 LD = Lighting Design

FOCUS COLOR
 LENS
 TEMPLATE
 UNIT #
 ENGINE TYPE
 CHANNEL #



REVISION HISTORY

NO.	REVISION	DATE	BY
AR1	PRELIM RELEASE	9/22/24	MTW
BB1	SHOP PREP	5/24/24	MTW
BB2	SHOP PREP - YEAR 2	7/1/25	MTW

THE BURNT PART BOYS

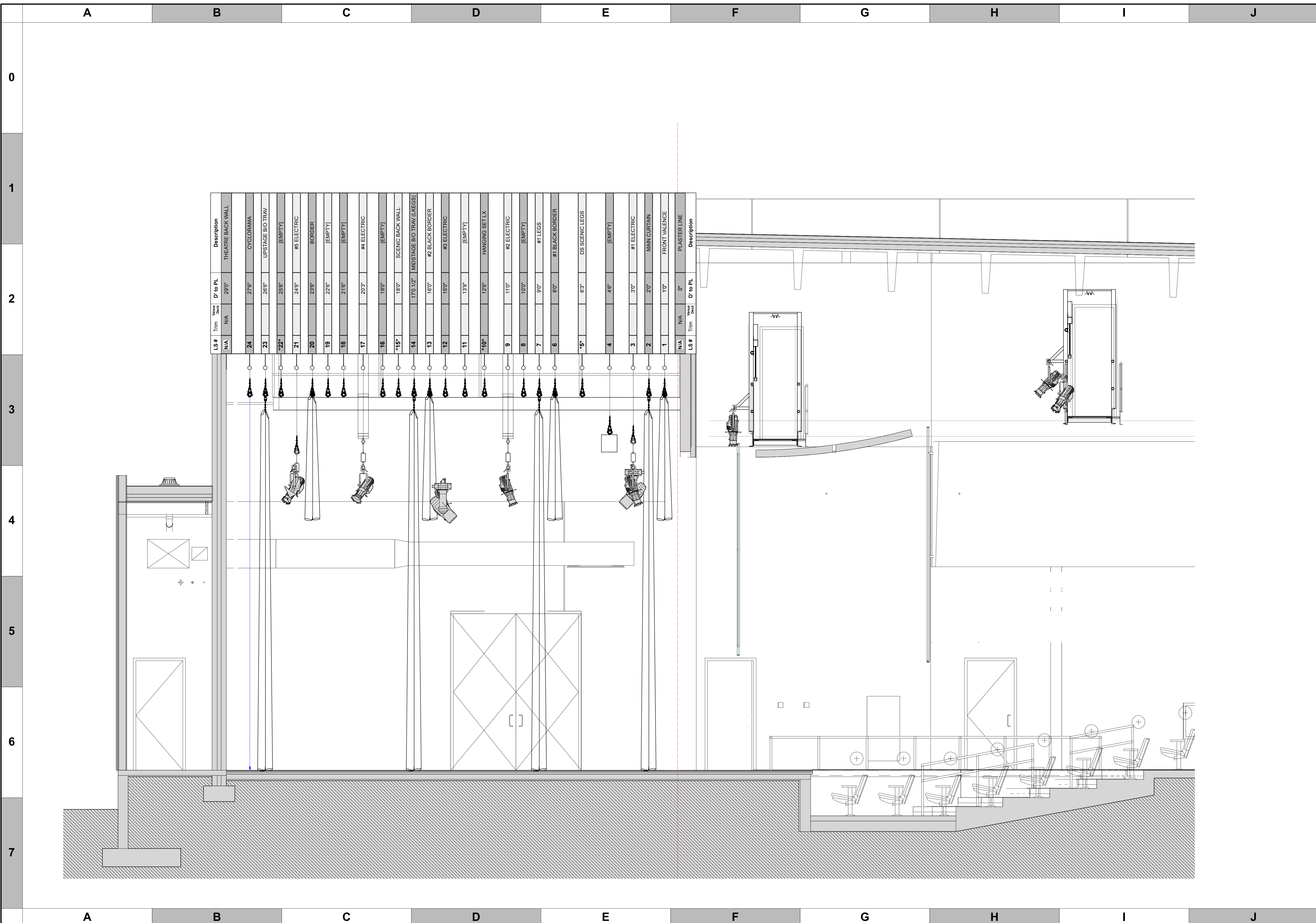
PRODUCTION STAFF

DIRECTOR:	SCOTT DANIEL
LIGHTING DESIGNER:	MIKE WOOD
SCENIC DESIGNER:	JEFF WEBER
ASST. LD:	HANNAH BOLSTAD
PROGRAMMER:	MIKE WOOD
PROD. ELEC:	HANNAH BOLSTAD

HIGHLANDS PERFORMING ARTS CENTER
MOUNTAIN THEATRE / HIGHLANDS, NC

SCALE	3/8" = 1'	DWG NUMBER	L04
PG SIZE	ARCH D		

LIGHT PLOT - SET ELEC ABOVE ROOF



LS #	Trim	Voice Deck	D' to PL	Description
N/A	N/A	N/A	29'0"	THEATRE BACK WALL
24			27'6"	CYCLORAMA
23			26'6"	UPSTAGE BIO TRAV
*22			25'6"	[EMPTY]
21			24'6"	#6 ELECTRIC
20			23'6"	BORDER
19			22'6"	[EMPTY]
18			21'6"	[EMPTY]
17			20'3"	#4 ELECTRIC
16			19'0"	[EMPTY]
*15			18'0"	SCENIC BACK WALL
14			17'0 1/2"	MIDSTAGE BIO TRAV (LEGS)
13			16'0"	#2 BLACK BORDER
12			15'0"	#3 ELECTRIC
11			13'9"	[EMPTY]
*10			12'6"	HANGING SET LX
9			11'0"	#2 ELECTRIC
8			10'0"	[EMPTY]
7			9'0"	#1 LEGS
6			8'0"	#1 BLACK BORDER
*5			6'3"	DS SCENIC LEGS
4			4'6"	[EMPTY]
3			3'0"	#1 ELECTRIC
2			2'0"	MAIN CURTAIN
1			1'0"	FRONT VALENCE
N/A	N/A	N/A	0"	PLASTER LINE

KEY TO INSTRUMENTATION

LEGEND

ABBEVIATIONS:	FOCUS	FOC
R = Rosco	COLOR	CLR
G = GAM		
A = Apollo		
LS = Line Set	LENS	
GP = Ground Plan	TEMPLATE	
LX = Electric	UNIT #	5
TD = Tech. Direct.	ENGINE TYPE	
LD = Lighting Degrn	CHANNEL #	



MW LIGHTING LD# 10574
<http://www.mwlighting.com>

REVISION HISTORY

NO.	REVISION	DATE	BY
AR1	PRELIM RELEASE	9/22/24	MTW
B01	SHOP PREP	5/24/24	MTW
B02	SHOP PREP - YEAR 2	7/1/25	MTW

THE BURNT PART BOYS

PRODUCTION STAFF
 DIRECTOR: SCOTT DANIEL
 LIGHTING DESIGNER: MIKE WOOD
 SCENIC DESIGNER: JEFF WEBER
 ASST. LD: HANNAH BOLSTAD
 PROGRAMMER: MIKE WOOD
 PROD ELEC: HANNAH BOLSTAD

HIGHLANDS PERFORMING ARTS CENTER
 MOUNTAIN THEATRE / HIGHLANDS, NC

SCALE 3/8" = 1'
 DWG NUMBER **L05**

PG SIZE ARCH D

LIGHT PLOT - SECTION
 SECTION THRU CENTER